




ARCHITECTURAL  
GRATES + DRAINS



# SQP100Ti20DN100B

## Brass

### Square Floor Waste



#### Square Floor waste with Tile Insert with Brass Finish

The SQP100Ti is a premium floor waste drain.

The SQ Range of floor waste units allow the integration of a standard floor waste with Stormtech linear drainage.

Tile Insert Floor waste measures 130mm x 130mm.

This waste is finished in brass.

It is suitable for tiles up to 12mm thick.

**Code** SQP100Ti20DN100Brass

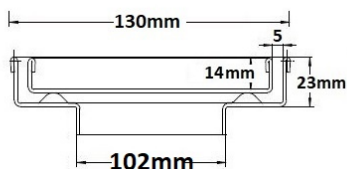
**Range** Square

**Grate Style** Ti

**Category** Square Floor Waste

**Channel Material** Stainless Steel

**Steel Grade** 316




Grates longer than 1500mm supplied in sections. Tile Inserts longer than 1200mm supplied in sections. Channels over 3000mm supplied in sections with joiner. +/-2mm tolerance on dimensions.

#### SPECIFICATIONS + DIMENSIONS

<b>Channel Width</b>	130mm
<b>Channel Depth</b>	23mm
<b>Length(s)</b>	130mm
<b>Outlet Size</b>	DN100

#### STORMTECH COLOUR FINISHES



Electroplate finishes subject to natural variation with time and local environment. Factors such as pools/surf beaches may require electropolishing. Contact us for suitability.

#### PRODUCT APPLICATIONS

- Bathroom Drainage
- Hospitality Drainage
- Shower Drainage
- Multi-Residential Drainage

Copyright © Stormtech Pty Ltd. Patent 733361. Drawings not to scale, please use dimensions shown. Downloaded 03/03/2026 (please check for updates)



Visit [stormtech.com.au](http://stormtech.com.au)  
for tools + inspiration.

Phone **1300 653 403**

Email [info@stormtech.com.au](mailto:info@stormtech.com.au)